



ANES 2024 Questionnaire



Please answer this questionnaire today and return it in the enclosed envelope. Please use a black or blue pen. Mark to indicate your answer. If you need to change an answer, darken the box and mark the correct answer.

START HERE

1. Do you live at **[1234 Marple Ave Apt 24, Anytown, US 54321]** or somewhere else?

- I live here
- I live somewhere else — *Stop, give to resident.*

2. This questionnaire is for the **(oldest) (male) age 18 or older living at the address above** —or, if there are no **(males)** here, the **(oldest) person age 18 or older**. Please answer this questionnaire only if you are this person. Are you this person?

- I am the **(oldest) adult (male)**
- I am the **(oldest) person**
- I am someone else — *Stop, give to that person.*

3. How many years have you lived at this address? *If less than one year, write 0.*

Years:

4. How often do you pay attention to what's going on in government and politics?

- Always
- Most of the time
- About half the time
- Some of the time
- Never

5. Are you registered to vote?

Mark one answer that best describes you.

- Not registered and do not intend to register
- Not registered but intend to register
- Registered as a Democrat
- Registered as a Republican
- Registered with another party
- Registered with no party, or unsure which party

6. In the presidential primary or caucus, who did you vote for, or did you not vote?

Didn't vote in primary or caucus

Democratic primary or caucus

- Joe Biden
- Another Democrat

Republican primary or caucus

- Donald Trump
- Nikki Haley
- Another Republican

7. Who do you prefer in the November election for president, or do you not have a preference?

- Donald Trump (Republican)
- Kamala Harris (Democrat)
- Robert F. Kennedy, Jr. (independent)
- Cornel West (independent)
- Jill Stein (Green)
- Another candidate
- No preference

8. Would you say your preference for this candidate was strong or not strong?.

- Strong
- Not strong

9. If the election were just between Donald Trump and Kamala Harris, who would you vote for, or would you not vote?

- Donald Trump (Republican)
- Kamala Harris (Democrat)
- Would not vote

10. How likely is it that you will vote in the general election this November?

- I've already voted
- Extremely likely
- Very likely
- Moderately likely
- Slightly likely
- Not likely at all


11. Four years ago, in 2020, Joe Biden ran against Donald Trump. Did you vote in that election four years ago?

- No, didn't vote for president in 2020
- Yes, for Donald Trump
- Yes, for Joe Biden
- Yes, for another candidate

12. How strongly do you approve or disapprove of the way Joe Biden is handling his job as President?

- Approve strongly
- Approve not strongly
- Disapprove not strongly
- Disapprove strongly

13. Please look at the graphic below. We would like to get your feelings toward some people and groups using something we call the feeling thermometer. Ratings between 50 and 100 degrees mean you feel favorable and warm toward the person or group. Ratings between 0 and 50 degrees mean you don't feel favorable toward the person or group and that you don't care too much for that person or group. You would rate at the 50 degree mark if you don't feel particularly warm or cold toward them.



How would you rate Joe Biden?

14. How would you rate Donald Trump?

15. How would you rate Kamala Harris?

16. How would you rate J.D. Vance?

17. How would you rate Tim Walz?

18. How would you rate the Democratic Party?

19. How would you rate the Republican Party?

20. How would you rate the MAGA movement?

21. How would you rate Robert F. Kennedy, Jr.?

22. In the November 2024 general election, how accurately do you think the votes will be counted?

- Not at all accurately
- A little accurately
- Moderately accurately
- Very accurately
- Completely accurately

23. Here is a seven-point scale that describes the way many people think of themselves in terms of the major parties. Where would you place yourself on the following scale?

- Strong Democrat
- Not very strong Democrat
- Independent leaning toward Democrat
- Independent
- Independent leaning toward Republican
- Not very strong Republican
- Strong Republican

24. How often can you trust the federal government in Washington to do what is right?

- Always
- Most of the time
- About half the time
- Some of the time
- Never

25. Generally speaking, how often can you trust other people?

- Always
- Most of the time
- About half the time
- Some of the time
- Never

26. Which party do you think would do a better job handling immigration?

- Democrats much better
- Democrats somewhat better
- Not much difference
- Republicans somewhat better
- Republicans much better

27. Which party do you think would do a better job handling the nation's economy?

- Democrats much better
- Democrats somewhat better
- Not much difference
- Republicans somewhat better
- Republicans much better

28. Now thinking about the economy in the country as a whole, would you say that over the past year the nation's economy has gotten better, stayed about the same, or gotten worse?

- Gotten much better
- Gotten somewhat better
- Stayed about the same
- Gotten somewhat worse
- Gotten much worse

29. Do you approve or disapprove of the way the Supreme Court has been handling its job?

- Approve strongly
- Approve not strongly
- Disapprove not strongly
- Disapprove strongly

30. On this scale from 1 to 7, where 1 means abortion should always be legal for any reason, and 7 means abortion should always be illegal with no exceptions, where would you place yourself?

- 1 Abortion always legal for any reason
- 2
- 3
- 4
- 5
- 6
- 7 Abortion always illegal with no exceptions

31. Now on another topic: How important is religion in your life?

- Extremely important
- Very important
- Moderately important
- A little important
- Not important at all

32. How many other adults or children live in this household? Write the numbers. Do not include yourself. If no one else, write 0.

Adults age 18 or older:

Children 17 or younger:

33. What is your age and what is your date of birth? Print numbers in boxes.

<input type="text"/>	<input type="text"/>	<input type="text"/>	<input type="text"/>	/	<input type="text"/>	<input type="text"/>	/	<input type="text"/>	<input type="text"/>	<input type="text"/>	<input type="text"/>
Age					Month			Day		Year	

34. What is your sex?

- Male
- Female

35. Are you of Hispanic, Latino, or Spanish origin?

- Yes
- No

36. What is your race? Mark all that apply.

- White
- Black or African-American
- American Indian or Alaska Native
- Asian
- Native Hawaiian or other Pacific Islander

37. Are you a U.S. citizen, or a citizen of another country? Mark all that apply.

- United States citizen
- Citizen of another country

38. Are you now married, widowed, divorced, separated, or never married?

- Married
- Widowed
- Divorced
- Separated
- Never married

39. What is the highest level of school you have completed or the highest degree you received?

- Less than high school diploma
- High school diploma or equivalent
- Some college
- Bachelor's degree
- Advanced degree above bachelor's

40. Are your living quarters owned or being bought by a household member, rented for cash, or occupied without payment of rent?

- Owned or being bought by a household member
- Rented for cash
- Occupied without payment of rent

41. What is the total income of your family during the past 12 months? If you are not completely sure, please give your best guess.

- Under \$9,999
- \$10,000 to \$29,999
- \$30,000 to \$59,999
- \$60,000 to \$99,999
- \$100,000 to \$249,999
- \$250,000 or more

42. So far as you and your family are concerned, how worried are you about your current financial situation?

- Extremely worried
- Very worried
- Moderately worried
- A little worried
- Not at all worried

43. Last week, did you work for pay at a job (or business)?

- Yes
- No, did not work (or retired)

44. Here is a seven-point scale on which the political views that people might hold are arranged from extremely liberal to extremely conservative. Where would you place each of the following people on this scale, or haven't you thought much about this?

Mark one answer in each row. If you haven't though much about this, mark here:

	Extremely liberal	Liberal	Slightly liberal	Moderate; middle of the road	Slightly conservative	Conservative	Extremely conservative
Yourself	<input type="checkbox"/>	<input type="checkbox"/>	<input type="checkbox"/>	<input type="checkbox"/>	<input type="checkbox"/>	<input type="checkbox"/>	<input type="checkbox"/>
Kamala Harris	<input type="checkbox"/>	<input type="checkbox"/>	<input type="checkbox"/>	<input type="checkbox"/>	<input type="checkbox"/>	<input type="checkbox"/>	<input type="checkbox"/>
Donald Trump	<input type="checkbox"/>	<input type="checkbox"/>	<input type="checkbox"/>	<input type="checkbox"/>	<input type="checkbox"/>	<input type="checkbox"/>	<input type="checkbox"/>

45. Some people think the government should provide fewer services even in areas such as health and education in order to reduce spending. Suppose these people are at one end of a scale, at point 1. Other people feel it is important for the government to provide many more services even if it means an increase in spending. Suppose these people are at the other end, at point 7. And of course, some other people have opinions somewhere in between, at points 2, 3, 4, 5, or 6. Where would you place yourself, Kamala Harris, and Donald Trump on this scale, or haven't you thought much about this?

Mark one answer in each row. If you haven't though much about this, mark here:

	Government should provide many fewer services						Government should provide many more services
	1	2	3	4	5	6	7
Yourself	<input type="checkbox"/>	<input type="checkbox"/>	<input type="checkbox"/>	<input type="checkbox"/>	<input type="checkbox"/>	<input type="checkbox"/>	<input type="checkbox"/>
Kamala Harris	<input type="checkbox"/>	<input type="checkbox"/>	<input type="checkbox"/>	<input type="checkbox"/>	<input type="checkbox"/>	<input type="checkbox"/>	<input type="checkbox"/>
Donald Trump	<input type="checkbox"/>	<input type="checkbox"/>	<input type="checkbox"/>	<input type="checkbox"/>	<input type="checkbox"/>	<input type="checkbox"/>	<input type="checkbox"/>

46. Some people feel that the government in Washington should make every effort to improve the social and economic position of blacks. Suppose these people are at one end of a scale, at point 1. Others feel that the government should not make any special effort to help blacks because they should help themselves. Suppose these people are at the other end, at point 7. And of course, some other people have opinions somewhere in between, at points 2, 3, 4, 5, or 6. Where would you place yourself, Kamala Harris, and Donald Trump on this scale, or haven't you thought much about this?

Mark one answer in each row. If you haven't though much about this, mark here:

	Government should help blacks						Blacks should help themselves
	1	2	3	4	5	6	7
Yourself	<input type="checkbox"/>	<input type="checkbox"/>	<input type="checkbox"/>	<input type="checkbox"/>	<input type="checkbox"/>	<input type="checkbox"/>	<input type="checkbox"/>
Kamala Harris	<input type="checkbox"/>	<input type="checkbox"/>	<input type="checkbox"/>	<input type="checkbox"/>	<input type="checkbox"/>	<input type="checkbox"/>	<input type="checkbox"/>
Donald Trump	<input type="checkbox"/>	<input type="checkbox"/>	<input type="checkbox"/>	<input type="checkbox"/>	<input type="checkbox"/>	<input type="checkbox"/>	<input type="checkbox"/>

47. What is today's date? / / **2024**
Month Day

48. How should we make out your check? We will send you a thank-you check for \$50.

Please print the name as we should write it on your thank-you check:

Please check here if this is not your name (e.g. you will deposit the check to a spouse's account):

Thank you! Please return this questionnaire in the envelope provided, or mail to:
 Dr. Lauren Guggenheim, American National Election Studies, P.O. Box 1248, Ann Arbor, MI 48106-1248.



ANES 2024 Questionnaire



Please answer this questionnaire today and return it in the enclosed envelope. Please use a black or blue pen. Mark to indicate your answer. If you need to change an answer, darken the box and mark the correct answer.

START HERE

1. Do you live at **[1234 Marple Ave Apt 24, Anytown, US 54321]** or somewhere else?

- I live here
- I live somewhere else — *Stop, give to resident.*

2. This questionnaire is for the **(oldest) (female)** age 18 or older living at the address above—or, if there are no **(females)** here, the **(oldest)** person age 18 or older. Please answer this questionnaire only if you are this person. Are you this person?

- I am the **(oldest)** adult **(female)**
- I am the **(oldest)** person
- I am someone else — *Stop, give to that person.*

3. How many years have you lived at this address? *If less than one year, write 0.*

Years:

4. How often do you pay attention to what's going on in government and politics?

- Always
- Most of the time
- About half the time
- Some of the time
- Never

5. Are you registered to vote?

Mark one answer that best describes you.

- Not registered and do not intend to register
- Not registered but intend to register
- Registered as a Democrat
- Registered as a Republican
- Registered with another party
- Registered with no party, or unsure which party

6. In the presidential primary or caucus, who did you vote for, or did you not vote?

Didn't vote in primary or caucus

Democratic primary or caucus

- Joe Biden
- Another Democrat

Republican primary or caucus

- Donald Trump
- Nikki Haley
- Another Republican

7. Who do you prefer in the November election for president, or do you not have a preference?

- Donald Trump (Republican)
- Kamala Harris (Democrat)
- Robert F. Kennedy, Jr. (independent)
- Cornel West (independent)
- Jill Stein (Green)
- Another candidate
- No preference

8. Would you say your preference for this candidate was strong or not strong?.

- Strong
- Not strong

9. If the election were just between Donald Trump and Kamala Harris, who would you vote for, or would you not vote?

- Donald Trump (Republican)
- Kamala Harris (Democrat)
- Would not vote

10. How likely is it that you will vote in the general election this November?

- I've already voted
- Extremely likely
- Very likely
- Moderately likely
- Slightly likely
- Not likely at all

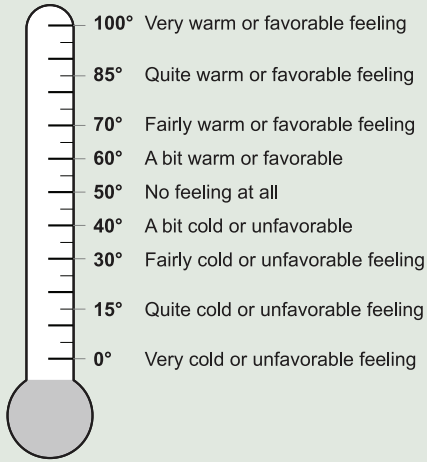
11. Four years ago, in 2020, Joe Biden ran against Donald Trump. Did you vote in that election four years ago?

- No, didn't vote for president in 2020
- Yes, for Donald Trump
- Yes, for Joe Biden
- Yes, for another candidate

12. How strongly do you approve or disapprove of the way Joe Biden is handling his job as President?

- Approve strongly
- Approve not strongly
- Disapprove not strongly
- Disapprove strongly

13. Please look at the graphic below. We would like to get your feelings toward some people and groups using something we call the feeling thermometer. Ratings between 50 and 100 degrees mean you feel favorable and warm toward the person or group. Ratings between 0 and 50 degrees mean you don't feel favorable toward the person or group and that you don't care too much for that person or group. You would rate at the 50 degree mark if you don't feel particularly warm or cold toward them.



How would you rate Joe Biden?

14. How would you rate Donald Trump?

15. How would you rate Kamala Harris?

16. How would you rate J.D. Vance?

17. How would you rate Tim Walz?

18. How would you rate the Democratic Party?

19. How would you rate the Republican Party?

20. How would you rate the MAGA movement?

21. How would you rate Robert F. Kennedy, Jr.?

22. In the November 2024 general election, how accurately do you think the votes will be counted?

- Not at all accurately
- A little accurately
- Moderately accurately
- Very accurately
- Completely accurately

23. Here is a seven-point scale that describes the way many people think of themselves in terms of the major parties. Where would you place yourself on the following scale?

- Strong Democrat
- Not very strong Democrat
- Independent leaning toward Democrat
- Independent
- Independent leaning toward Republican
- Not very strong Republican
- Strong Republican

24. How often can you trust the federal government in Washington to do what is right?

- Always
- Most of the time
- About half the time
- Some of the time
- Never

25. Generally speaking, how often can you trust other people?

- Always
- Most of the time
- About half the time
- Some of the time
- Never

26. Which party do you think would do a better job handling immigration?

- Democrats much better
- Democrats somewhat better
- Not much difference
- Republicans somewhat better
- Republicans much better

27. Which party do you think would do a better job handling the nation's economy?

- Democrats much better
- Democrats somewhat better
- Not much difference
- Republicans somewhat better
- Republicans much better

28. Now thinking about the economy in the country as a whole, would you say that over the past year the nation's economy has gotten better, stayed about the same, or gotten worse?

- Gotten much better
- Gotten somewhat better
- Stayed about the same
- Gotten somewhat worse
- Gotten much worse

29. Do you approve or disapprove of the way the Supreme Court has been handling its job?

- Approve strongly
- Approve not strongly
- Disapprove not strongly
- Disapprove strongly

30. On this scale from 1 to 7, where 1 means abortion should always be legal for any reason, and 7 means abortion should always be illegal with no exceptions, where would you place yourself?

- 1 Abortion always legal for any reason
- 2
- 3
- 4
- 5
- 6
- 7 Abortion always illegal with no exceptions

31. Now on another topic: How important is religion in your life?

- Extremely important
- Very important
- Moderately important
- A little important
- Not important at all

32. How many other adults or children live in this household? Write the numbers. Do not include yourself. If no one else, write 0.

Adults age 18 or older:

Children 17 or younger:

33. What is your age and what is your date of birth? Print numbers in boxes.

<input type="text"/>	<input type="text"/>	<input type="text"/>	<input type="text"/>	/	<input type="text"/>	<input type="text"/>	/	<input type="text"/>	<input type="text"/>	<input type="text"/>	<input type="text"/>
Age			Month		Day			Year			

34. What is your sex?

- Male
- Female

35. Are you of Hispanic, Latino, or Spanish origin?

- Yes
- No

36. What is your race? Mark all that apply.

- White
- Black or African-American
- American Indian or Alaska Native
- Asian
- Native Hawaiian or other Pacific Islander

37. Are you a U.S. citizen, or a citizen of another country? Mark all that apply.

- United States citizen
- Citizen of another country

38. Are you now married, widowed, divorced, separated, or never married?

- Married
- Widowed
- Divorced
- Separated
- Never married

39. What is the highest level of school you have completed or the highest degree you received?

- Less than high school diploma
- High school diploma or equivalent
- Some college
- Bachelor's degree
- Advanced degree above bachelor's

40. Are your living quarters owned or being bought by a household member, rented for cash, or occupied without payment of rent?

- Owned or being bought by a household member
- Rented for cash
- Occupied without payment of rent

41. What is the total income of your family during the past 12 months? If you are not completely sure, please give your best guess.

- Under \$9,999
- \$10,000 to \$29,999
- \$30,000 to \$59,999
- \$60,000 to \$99,999
- \$100,000 to \$249,999
- \$250,000 or more

42. So far as you and your family are concerned, how worried are you about your current financial situation?

- Extremely worried
- Very worried
- Moderately worried
- A little worried
- Not at all worried

43. Last week, did you work for pay at a job (or business)?

- Yes
- No, did not work (or retired)

44. Here is a seven-point scale on which the political views that people might hold are arranged from extremely liberal to extremely conservative. Where would you place each of the following people on this scale, or haven't you thought much about this?

Mark one answer in each row. If you haven't though much about this, mark here:

	Extremely liberal	Liberal	Slightly liberal	Moderate; middle of the road	Slightly conservative	Conservative	Extremely conservative
Yourself	<input type="checkbox"/>	<input type="checkbox"/>	<input type="checkbox"/>	<input type="checkbox"/>	<input type="checkbox"/>	<input type="checkbox"/>	<input type="checkbox"/>
Kamala Harris	<input type="checkbox"/>	<input type="checkbox"/>	<input type="checkbox"/>	<input type="checkbox"/>	<input type="checkbox"/>	<input type="checkbox"/>	<input type="checkbox"/>
Donald Trump	<input type="checkbox"/>	<input type="checkbox"/>	<input type="checkbox"/>	<input type="checkbox"/>	<input type="checkbox"/>	<input type="checkbox"/>	<input type="checkbox"/>

45. Some people think the government should provide fewer services even in areas such as health and education in order to reduce spending. Suppose these people are at one end of a scale, at point 1. Other people feel it is important for the government to provide many more services even if it means an increase in spending. Suppose these people are at the other end, at point 7. And of course, some other people have opinions somewhere in between, at points 2, 3, 4, 5, or 6. Where would you place yourself, Kamala Harris, and Donald Trump on this scale, or haven't you thought much about this?

Mark one answer in each row. If you haven't though much about this, mark here:

	Government should provide many fewer services						Government should provide many more services
	1	2	3	4	5	6	7
Yourself	<input type="checkbox"/>	<input type="checkbox"/>	<input type="checkbox"/>	<input type="checkbox"/>	<input type="checkbox"/>	<input type="checkbox"/>	<input type="checkbox"/>
Kamala Harris	<input type="checkbox"/>	<input type="checkbox"/>	<input type="checkbox"/>	<input type="checkbox"/>	<input type="checkbox"/>	<input type="checkbox"/>	<input type="checkbox"/>
Donald Trump	<input type="checkbox"/>	<input type="checkbox"/>	<input type="checkbox"/>	<input type="checkbox"/>	<input type="checkbox"/>	<input type="checkbox"/>	<input type="checkbox"/>

46. Some people feel that the government in Washington should make every effort to improve the social and economic position of blacks. Suppose these people are at one end of a scale, at point 1. Others feel that the government should not make any special effort to help blacks because they should help themselves. Suppose these people are at the other end, at point 7. And of course, some other people have opinions somewhere in between, at points 2, 3, 4, 5, or 6. Where would you place yourself, Kamala Harris, and Donald Trump on this scale, or haven't you thought much about this?

Mark one answer in each row. If you haven't though much about this, mark here:

	Government should help blacks						Blacks should help themselves
	1	2	3	4	5	6	7
Yourself	<input type="checkbox"/>	<input type="checkbox"/>	<input type="checkbox"/>	<input type="checkbox"/>	<input type="checkbox"/>	<input type="checkbox"/>	<input type="checkbox"/>
Kamala Harris	<input type="checkbox"/>	<input type="checkbox"/>	<input type="checkbox"/>	<input type="checkbox"/>	<input type="checkbox"/>	<input type="checkbox"/>	<input type="checkbox"/>
Donald Trump	<input type="checkbox"/>	<input type="checkbox"/>	<input type="checkbox"/>	<input type="checkbox"/>	<input type="checkbox"/>	<input type="checkbox"/>	<input type="checkbox"/>

47. What is today's date? / / **2024**
Month Day

48. How should we make out your check? We will send you a thank-you check for \$50.

Please print the name as we should write it on your thank-you check:

Please check here if this is not your name (e.g. you will deposit the check to a spouse's account):

Thank you! Please return this questionnaire in the envelope provided, or mail to:
 Dr. Lauren Guggenheim, American National Election Studies, P.O. Box 1248, Ann Arbor, MI 48106-1248.



ANES 2024 Questionnaire



Please answer this questionnaire today and return it in the enclosed envelope. Please use a black or blue pen. Mark to indicate your answer. If you need to change an answer, darken the box and mark the correct answer.

START HERE

1. Do you live at **[1234 Marple Ave Apt 24, Anytown, US 54321]** or somewhere else?

- I live here
- I live somewhere else — *Stop, give to resident.*

2. This questionnaire is for the **(youngest) (male) age 18 or older living at the address above—or, if there are no (males) here, the (youngest) person age 18 or older. Please answer this questionnaire only if you are this person. Are you this person?**

- I am the **(youngest) adult (male)**
- I am the **(youngest) person**
- I am someone else — *Stop, give to that person.*

3. How many years have you lived at this address? *If less than one year, write 0.*

Years:

4. How often do you pay attention to what's going on in government and politics?

- Always
- Most of the time
- About half the time
- Some of the time
- Never

5. Are you registered to vote?

Mark one answer that best describes you.

- Not registered and do not intend to register
- Not registered but intend to register
- Registered as a Democrat
- Registered as a Republican
- Registered with another party
- Registered with no party, or unsure which party

6. In the presidential primary or caucus, who did you vote for, or did you not vote?

Didn't vote in primary or caucus

Democratic primary or caucus

- Joe Biden
- Another Democrat

Republican primary or caucus

- Donald Trump
- Nikki Haley
- Another Republican

7. Who do you prefer in the November election for president, or do you not have a preference?

- Donald Trump (Republican)
- Kamala Harris (Democrat)
- Robert F. Kennedy, Jr. (independent)
- Cornel West (independent)
- Jill Stein (Green)
- Another candidate
- No preference

8. Would you say your preference for this candidate was strong or not strong?.

- Strong
- Not strong

9. If the election were just between Donald Trump and Kamala Harris, who would you vote for, or would you not vote?

- Donald Trump (Republican)
- Kamala Harris (Democrat)
- Would not vote

10. How likely is it that you will vote in the general election this November?

- I've already voted
- Extremely likely
- Very likely
- Moderately likely
- Slightly likely
- Not likely at all


11. Four years ago, in 2020, Joe Biden ran against Donald Trump. Did you vote in that election four years ago?

- No, didn't vote for president in 2020
- Yes, for Donald Trump
- Yes, for Joe Biden
- Yes, for another candidate

12. How strongly do you approve or disapprove of the way Joe Biden is handling his job as President?

- Approve strongly
- Approve not strongly
- Disapprove not strongly
- Disapprove strongly

13. Please look at the graphic below. We would like to get your feelings toward some people and groups using something we call the feeling thermometer. Ratings between 50 and 100 degrees mean you feel favorable and warm toward the person or group. Ratings between 0 and 50 degrees mean you don't feel favorable toward the person or group and that you don't care too much for that person or group. You would rate at the 50 degree mark if you don't feel particularly warm or cold toward them.



How would you rate Joe Biden?

14. How would you rate Donald Trump?

15. How would you rate Kamala Harris?

16. How would you rate J.D. Vance?

17. How would you rate Tim Walz?

18. How would you rate the Democratic Party?

19. How would you rate the Republican Party?

20. How would you rate the MAGA movement?

21. How would you rate Robert F. Kennedy, Jr.?

22. In the November 2024 general election, how accurately do you think the votes will be counted?

- Not at all accurately
- A little accurately
- Moderately accurately
- Very accurately
- Completely accurately

23. Here is a seven-point scale that describes the way many people think of themselves in terms of the major parties. Where would you place yourself on the following scale?

- Strong Democrat
- Not very strong Democrat
- Independent leaning toward Democrat
- Independent
- Independent leaning toward Republican
- Not very strong Republican
- Strong Republican

24. How often can you trust the federal government in Washington to do what is right?

- Always
- Most of the time
- About half the time
- Some of the time
- Never

25. Generally speaking, how often can you trust other people?

- Always
- Most of the time
- About half the time
- Some of the time
- Never

26. Which party do you think would do a better job handling immigration?

- Democrats much better
- Democrats somewhat better
- Not much difference
- Republicans somewhat better
- Republicans much better

27. Which party do you think would do a better job handling the nation's economy?

- Democrats much better
- Democrats somewhat better
- Not much difference
- Republicans somewhat better
- Republicans much better

28. Now thinking about the economy in the country as a whole, would you say that over the past year the nation's economy has gotten better, stayed about the same, or gotten worse?

- Gotten much better
- Gotten somewhat better
- Stayed about the same
- Gotten somewhat worse
- Gotten much worse

29. Do you approve or disapprove of the way the Supreme Court has been handling its job?

- Approve strongly
- Approve not strongly
- Disapprove not strongly
- Disapprove strongly

30. On this scale from 1 to 7, where 1 means abortion should always be legal for any reason, and 7 means abortion should always be illegal with no exceptions, where would you place yourself?

- 1 Abortion always legal for any reason
- 2
- 3
- 4
- 5
- 6
- 7 Abortion always illegal with no exceptions

31. Now on another topic: How important is religion in your life?

- Extremely important
- Very important
- Moderately important
- A little important
- Not important at all

32. How many other adults or children live in this household? Write the numbers. Do not include yourself. If no one else, write 0.

Adults age 18 or older:

Children 17 or younger:

33. What is your age and what is your date of birth? Print numbers in boxes.

<input type="text"/>	<input type="text"/>	<input type="text"/>	<input type="text"/>	/	<input type="text"/>	<input type="text"/>	/	<input type="text"/>	<input type="text"/>	<input type="text"/>	<input type="text"/>
Age			Month		Day			Year			

34. What is your sex?

- Male
- Female

35. Are you of Hispanic, Latino, or Spanish origin?

- Yes
- No

36. What is your race? Mark all that apply.

- White
- Black or African-American
- American Indian or Alaska Native
- Asian
- Native Hawaiian or other Pacific Islander

37. Are you a U.S. citizen, or a citizen of another country? Mark all that apply.

- United States citizen
- Citizen of another country

38. Are you now married, widowed, divorced, separated, or never married?

- Married
- Widowed
- Divorced
- Separated
- Never married

39. What is the highest level of school you have completed or the highest degree you received?

- Less than high school diploma
- High school diploma or equivalent
- Some college
- Bachelor's degree
- Advanced degree above bachelor's

40. Are your living quarters owned or being bought by a household member, rented for cash, or occupied without payment of rent?

- Owned or being bought by a household member
- Rented for cash
- Occupied without payment of rent

41. What is the total income of your family during the past 12 months? If you are not completely sure, please give your best guess.

- Under \$9,999
- \$10,000 to \$29,999
- \$30,000 to \$59,999
- \$60,000 to \$99,999
- \$100,000 to \$249,999
- \$250,000 or more

42. So far as you and your family are concerned, how worried are you about your current financial situation?

- Extremely worried
- Very worried
- Moderately worried
- A little worried
- Not at all worried

43. Last week, did you work for pay at a job (or business)?

- Yes
- No, did not work (or retired)

44. Here is a seven-point scale on which the political views that people might hold are arranged from extremely liberal to extremely conservative. Where would you place each of the following people on this scale, or haven't you thought much about this?

Mark one answer in each row. If you haven't though much about this, mark here:

	Extremely liberal	Liberal	Slightly liberal	Moderate; middle of the road	Slightly conservative	Conservative	Extremely conservative
Yourself	<input type="checkbox"/>	<input type="checkbox"/>	<input type="checkbox"/>	<input type="checkbox"/>	<input type="checkbox"/>	<input type="checkbox"/>	<input type="checkbox"/>
Kamala Harris	<input type="checkbox"/>	<input type="checkbox"/>	<input type="checkbox"/>	<input type="checkbox"/>	<input type="checkbox"/>	<input type="checkbox"/>	<input type="checkbox"/>
Donald Trump	<input type="checkbox"/>	<input type="checkbox"/>	<input type="checkbox"/>	<input type="checkbox"/>	<input type="checkbox"/>	<input type="checkbox"/>	<input type="checkbox"/>

45. Some people think the government should provide fewer services even in areas such as health and education in order to reduce spending. Suppose these people are at one end of a scale, at point 1. Other people feel it is important for the government to provide many more services even if it means an increase in spending. Suppose these people are at the other end, at point 7. And of course, some other people have opinions somewhere in between, at points 2, 3, 4, 5, or 6. Where would you place yourself, Kamala Harris, and Donald Trump on this scale, or haven't you thought much about this?

Mark one answer in each row. If you haven't though much about this, mark here:

	Government should provide many fewer services						Government should provide many more services
	1	2	3	4	5	6	7
Yourself	<input type="checkbox"/>	<input type="checkbox"/>	<input type="checkbox"/>	<input type="checkbox"/>	<input type="checkbox"/>	<input type="checkbox"/>	<input type="checkbox"/>
Kamala Harris	<input type="checkbox"/>	<input type="checkbox"/>	<input type="checkbox"/>	<input type="checkbox"/>	<input type="checkbox"/>	<input type="checkbox"/>	<input type="checkbox"/>
Donald Trump	<input type="checkbox"/>	<input type="checkbox"/>	<input type="checkbox"/>	<input type="checkbox"/>	<input type="checkbox"/>	<input type="checkbox"/>	<input type="checkbox"/>

46. Some people feel that the government in Washington should make every effort to improve the social and economic position of blacks. Suppose these people are at one end of a scale, at point 1. Others feel that the government should not make any special effort to help blacks because they should help themselves. Suppose these people are at the other end, at point 7. And of course, some other people have opinions somewhere in between, at points 2, 3, 4, 5, or 6. Where would you place yourself, Kamala Harris, and Donald Trump on this scale, or haven't you thought much about this?

Mark one answer in each row. If you haven't though much about this, mark here:

	Government should help blacks						Blacks should help themselves
	1	2	3	4	5	6	7
Yourself	<input type="checkbox"/>	<input type="checkbox"/>	<input type="checkbox"/>	<input type="checkbox"/>	<input type="checkbox"/>	<input type="checkbox"/>	<input type="checkbox"/>
Kamala Harris	<input type="checkbox"/>	<input type="checkbox"/>	<input type="checkbox"/>	<input type="checkbox"/>	<input type="checkbox"/>	<input type="checkbox"/>	<input type="checkbox"/>
Donald Trump	<input type="checkbox"/>	<input type="checkbox"/>	<input type="checkbox"/>	<input type="checkbox"/>	<input type="checkbox"/>	<input type="checkbox"/>	<input type="checkbox"/>

47. What is today's date? / / **2024**
Month Day

48. How should we make out your check? We will send you a thank-you check for \$50.

Please print the name as we should write it on your thank-you check:

Please check here if this is not your name (e.g. you will deposit the check to a spouse's account):

Thank you! Please return this questionnaire in the envelope provided, or mail to:
 Dr. Lauren Guggenheim, American National Election Studies, P.O. Box 1248, Ann Arbor, MI 48106-1248.



ANES 2024 Questionnaire



Please answer this questionnaire today and return it in the enclosed envelope. Please use a black or blue pen. Mark to indicate your answer. If you need to change an answer, darken the box and mark the correct answer.

START HERE

1. Do you live at **[1234 Marple Ave Apt 24, Anytown, US 54321]** or somewhere else?

- I live here
- I live somewhere else — *Stop, give to resident.*

2. This questionnaire is for the **(youngest) (female)** age 18 or older living at the address above—or, if there are no **(females)** here, the **(youngest)** person age 18 or older. Please answer this questionnaire only if you are this person. Are you this person?

- I am the **(youngest)** adult **(female)**
- I am the **(youngest)** person
- I am someone else — *Stop, give to that person.*

3. How many years have you lived at this address? *If less than one year, write 0.*

Years:

4. How often do you pay attention to what's going on in government and politics?

- Always
- Most of the time
- About half the time
- Some of the time
- Never

5. Are you registered to vote?

Mark one answer that best describes you.

- Not registered and do not intend to register
- Not registered but intend to register
- Registered as a Democrat
- Registered as a Republican
- Registered with another party
- Registered with no party, or unsure which party

6. In the presidential primary or caucus, who did you vote for, or did you not vote?

Didn't vote in primary or caucus

Democratic primary or caucus

- Joe Biden
- Another Democrat

Republican primary or caucus

- Donald Trump
- Nikki Haley
- Another Republican

7. Who do you prefer in the November election for president, or do you not have a preference?

- Donald Trump (Republican)
- Kamala Harris (Democrat)
- Robert F. Kennedy, Jr. (independent)
- Cornel West (independent)
- Jill Stein (Green)
- Another candidate
- No preference

8. Would you say your preference for this candidate was strong or not strong?.

- Strong
- Not strong

9. If the election were just between Donald Trump and Kamala Harris, who would you vote for, or would you not vote?

- Donald Trump (Republican)
- Kamala Harris (Democrat)
- Would not vote

10. How likely is it that you will vote in the general election this November?

- I've already voted
- Extremely likely
- Very likely
- Moderately likely
- Slightly likely
- Not likely at all

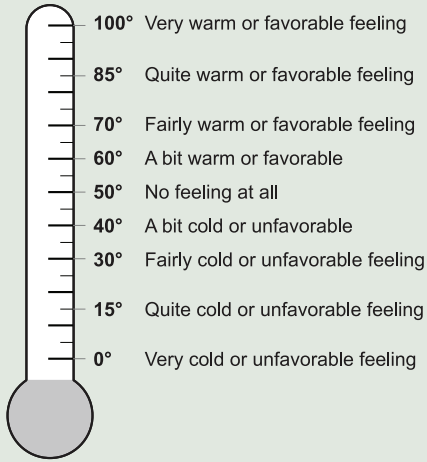
11. Four years ago, in 2020, Joe Biden ran against Donald Trump. Did you vote in that election four years ago?

- No, didn't vote for president in 2020
- Yes, for Donald Trump
- Yes, for Joe Biden
- Yes, for another candidate

12. How strongly do you approve or disapprove of the way Joe Biden is handling his job as President?

- Approve strongly
- Approve not strongly
- Disapprove not strongly
- Disapprove strongly

13. Please look at the graphic below. We would like to get your feelings toward some people and groups using something we call the feeling thermometer. Ratings between 50 and 100 degrees mean you feel favorable and warm toward the person or group. Ratings between 0 and 50 degrees mean you don't feel favorable toward the person or group and that you don't care too much for that person or group. You would rate at the 50 degree mark if you don't feel particularly warm or cold toward them.



How would you rate Joe Biden?

14. How would you rate Donald Trump?

15. How would you rate Kamala Harris?

16. How would you rate J.D. Vance?

17. How would you rate Tim Walz?

18. How would you rate the Democratic Party?

19. How would you rate the Republican Party?

20. How would you rate the MAGA movement?

21. How would you rate Robert F. Kennedy, Jr.?

22. In the November 2024 general election, how accurately do you think the votes will be counted?

- Not at all accurately
- A little accurately
- Moderately accurately
- Very accurately
- Completely accurately

23. Here is a seven-point scale that describes the way many people think of themselves in terms of the major parties. Where would you place yourself on the following scale?

- Strong Democrat
- Not very strong Democrat
- Independent leaning toward Democrat
- Independent
- Independent leaning toward Republican
- Not very strong Republican
- Strong Republican

24. How often can you trust the federal government in Washington to do what is right?

- Always
- Most of the time
- About half the time
- Some of the time
- Never

25. Generally speaking, how often can you trust other people?

- Always
- Most of the time
- About half the time
- Some of the time
- Never

26. Which party do you think would do a better job handling immigration?

- Democrats much better
- Democrats somewhat better
- Not much difference
- Republicans somewhat better
- Republicans much better

27. Which party do you think would do a better job handling the nation's economy?

- Democrats much better
- Democrats somewhat better
- Not much difference
- Republicans somewhat better
- Republicans much better

28. Now thinking about the economy in the country as a whole, would you say that over the past year the nation's economy has gotten better, stayed about the same, or gotten worse?

- Gotten much better
- Gotten somewhat better
- Stayed about the same
- Gotten somewhat worse
- Gotten much worse

29. Do you approve or disapprove of the way the Supreme Court has been handling its job?

- Approve strongly
- Approve not strongly
- Disapprove not strongly
- Disapprove strongly

30. On this scale from 1 to 7, where 1 means abortion should always be legal for any reason, and 7 means abortion should always be illegal with no exceptions, where would you place yourself?

- 1 Abortion always legal for any reason
- 2
- 3
- 4
- 5
- 6
- 7 Abortion always illegal with no exceptions

31. Now on another topic: How important is religion in your life?

- Extremely important
- Very important
- Moderately important
- A little important
- Not important at all

32. How many other adults or children live in this household? Write the numbers. Do not include yourself. If no one else, write 0.

Adults age 18 or older:

Children 17 or younger:

33. What is your age and what is your date of birth? Print numbers in boxes.

<input type="text"/>	<input type="text"/>	<input type="text"/>	<input type="text"/>	/	<input type="text"/>	<input type="text"/>	/	<input type="text"/>	<input type="text"/>	<input type="text"/>	<input type="text"/>
Age			Month		Day			Year			

34. What is your sex?

- Male
- Female

35. Are you of Hispanic, Latino, or Spanish origin?

- Yes
- No

36. What is your race? Mark all that apply.

- White
- Black or African-American
- American Indian or Alaska Native
- Asian
- Native Hawaiian or other Pacific Islander

37. Are you a U.S. citizen, or a citizen of another country? Mark all that apply.

- United States citizen
- Citizen of another country

38. Are you now married, widowed, divorced, separated, or never married?

- Married
- Widowed
- Divorced
- Separated
- Never married

39. What is the highest level of school you have completed or the highest degree you received?

- Less than high school diploma
- High school diploma or equivalent
- Some college
- Bachelor's degree
- Advanced degree above bachelor's

40. Are your living quarters owned or being bought by a household member, rented for cash, or occupied without payment of rent?

- Owned or being bought by a household member
- Rented for cash
- Occupied without payment of rent

41. What is the total income of your family during the past 12 months? If you are not completely sure, please give your best guess.

- Under \$9,999
- \$10,000 to \$29,999
- \$30,000 to \$59,999
- \$60,000 to \$99,999
- \$100,000 to \$249,999
- \$250,000 or more

42. So far as you and your family are concerned, how worried are you about your current financial situation?

- Extremely worried
- Very worried
- Moderately worried
- A little worried
- Not at all worried

43. Last week, did you work for pay at a job (or business)?

- Yes
- No, did not work (or retired)

44. Here is a seven-point scale on which the political views that people might hold are arranged from extremely liberal to extremely conservative. Where would you place each of the following people on this scale, or haven't you thought much about this?

Mark one answer in each row. If you haven't though much about this, mark here:

	Extremely liberal	Liberal	Slightly liberal	Moderate; middle of the road	Slightly conservative	Conservative	Extremely conservative
Yourself	<input type="checkbox"/>	<input type="checkbox"/>	<input type="checkbox"/>	<input type="checkbox"/>	<input type="checkbox"/>	<input type="checkbox"/>	<input type="checkbox"/>
Kamala Harris	<input type="checkbox"/>	<input type="checkbox"/>	<input type="checkbox"/>	<input type="checkbox"/>	<input type="checkbox"/>	<input type="checkbox"/>	<input type="checkbox"/>
Donald Trump	<input type="checkbox"/>	<input type="checkbox"/>	<input type="checkbox"/>	<input type="checkbox"/>	<input type="checkbox"/>	<input type="checkbox"/>	<input type="checkbox"/>

45. Some people think the government should provide fewer services even in areas such as health and education in order to reduce spending. Suppose these people are at one end of a scale, at point 1. Other people feel it is important for the government to provide many more services even if it means an increase in spending. Suppose these people are at the other end, at point 7. And of course, some other people have opinions somewhere in between, at points 2, 3, 4, 5, or 6. Where would you place yourself, Kamala Harris, and Donald Trump on this scale, or haven't you thought much about this?

Mark one answer in each row. If you haven't though much about this, mark here:

	Government should provide many fewer services						Government should provide many more services
	1	2	3	4	5	6	7
Yourself	<input type="checkbox"/>	<input type="checkbox"/>	<input type="checkbox"/>	<input type="checkbox"/>	<input type="checkbox"/>	<input type="checkbox"/>	<input type="checkbox"/>
Kamala Harris	<input type="checkbox"/>	<input type="checkbox"/>	<input type="checkbox"/>	<input type="checkbox"/>	<input type="checkbox"/>	<input type="checkbox"/>	<input type="checkbox"/>
Donald Trump	<input type="checkbox"/>	<input type="checkbox"/>	<input type="checkbox"/>	<input type="checkbox"/>	<input type="checkbox"/>	<input type="checkbox"/>	<input type="checkbox"/>

46. Some people feel that the government in Washington should make every effort to improve the social and economic position of blacks. Suppose these people are at one end of a scale, at point 1. Others feel that the government should not make any special effort to help blacks because they should help themselves. Suppose these people are at the other end, at point 7. And of course, some other people have opinions somewhere in between, at points 2, 3, 4, 5, or 6. Where would you place yourself, Kamala Harris, and Donald Trump on this scale, or haven't you thought much about this?

Mark one answer in each row. If you haven't though much about this, mark here:

	Government should help blacks						Blacks should help themselves
	1	2	3	4	5	6	7
Yourself	<input type="checkbox"/>	<input type="checkbox"/>	<input type="checkbox"/>	<input type="checkbox"/>	<input type="checkbox"/>	<input type="checkbox"/>	<input type="checkbox"/>
Kamala Harris	<input type="checkbox"/>	<input type="checkbox"/>	<input type="checkbox"/>	<input type="checkbox"/>	<input type="checkbox"/>	<input type="checkbox"/>	<input type="checkbox"/>
Donald Trump	<input type="checkbox"/>	<input type="checkbox"/>	<input type="checkbox"/>	<input type="checkbox"/>	<input type="checkbox"/>	<input type="checkbox"/>	<input type="checkbox"/>

47. What is today's date? / / **2024**
Month Day

48. How should we make out your check? We will send you a thank-you check for \$50.

Please print the name as we should write it on your thank-you check:

Please check here if this is not your name (e.g. you will deposit the check to a spouse's account):

Thank you! Please return this questionnaire in the envelope provided, or mail to:
 Dr. Lauren Guggenheim, American National Election Studies, P.O. Box 1248, Ann Arbor, MI 48106-1248.



ANES 2024 Questionnaire



Please answer this questionnaire today and return it in the enclosed envelope. Please use a black or blue pen. Mark to indicate your answer. If you need to change an answer, darken the box and mark the correct answer.

START HERE

1. Do you live at [1234 Marple Ave Apt 24, Anytown, US 54321] or somewhere else?

- I live here
- I live somewhere else — *Stop, give to resident.*

2. This questionnaire is only for (FIRSTNAME/LASTNAME)

Please answer this questionnaire only if you are this person. Are you this person?

- Yes, I am (firstname/lastname)
- No, — *Stop, give to named person.*

3. How many years have you lived at this address? If less than one year, write 0.

Years:

4. How often do you pay attention to what's going on in government and politics?

- Always
- Most of the time
- About half the time
- Some of the time
- Never

5. Are you registered to vote?

Mark one answer that best describes you.

- Not registered and do not intend to register
- Not registered but intend to register
- Registered as a Democrat
- Registered as a Republican
- Registered with another party
- Registered with no party, or unsure which party

6. In the presidential primary or caucus, who did you vote for, or did you not vote?

Didn't vote in primary or caucus

Democratic primary or caucus

- Joe Biden
- Another Democrat

Republican primary or caucus

- Donald Trump
- Nikki Haley
- Another Republican

7. Who do you prefer in the November election for president, or do you not have a preference?

- Donald Trump (Republican)
- Kamala Harris (Democrat)
- Robert F. Kennedy, Jr. (independent)
- Cornel West (independent)
- Jill Stein (Green)
- Another candidate
- No preference

8. Would you say your preference for this candidate was strong or not strong?.

- Strong
- Not strong

9. If the election were just between Donald Trump and Kamala Harris, who would you vote for, or would you not vote?

- Donald Trump (Republican)
- Kamala Harris (Democrat)
- Would not vote

10. How likely is it that you will vote in the general election this November?

- I've already voted
- Extremely likely
- Very likely
- Moderately likely
- Slightly likely
- Not likely at all


11. Four years ago, in 2020, Joe Biden ran against Donald Trump. Did you vote in that election four years ago?

- No, didn't vote for president in 2020
- Yes, for Donald Trump
- Yes, for Joe Biden
- Yes, for another candidate

12. How strongly do you approve or disapprove of the way Joe Biden is handling his job as President?

- Approve strongly
- Approve not strongly
- Disapprove not strongly
- Disapprove strongly

13. Please look at the graphic below. We would like to get your feelings toward some people and groups using something we call the feeling thermometer. Ratings between 50 and 100 degrees mean you feel favorable and warm toward the person or group. Ratings between 0 and 50 degrees mean you don't feel favorable toward the person or group and that you don't care too much for that person or group. You would rate at the 50 degree mark if you don't feel particularly warm or cold toward them.



How would you rate Joe Biden?

14. How would you rate Donald Trump?

15. How would you rate Kamala Harris?

16. How would you rate J.D. Vance?

17. How would you rate Tim Walz?

18. How would you rate the Democratic Party?

19. How would you rate the Republican Party?

20. How would you rate the MAGA movement?

21. How would you rate Robert F. Kennedy, Jr.?

22. In the November 2024 general election, how accurately do you think the votes will be counted?

- Not at all accurately
- A little accurately
- Moderately accurately
- Very accurately
- Completely accurately

23. Here is a seven-point scale that describes the way many people think of themselves in terms of the major parties. Where would you place yourself on the following scale?

- Strong Democrat
- Not very strong Democrat
- Independent leaning toward Democrat
- Independent
- Independent leaning toward Republican
- Not very strong Republican
- Strong Republican

24. How often can you trust the federal government in Washington to do what is right?

- Always
- Most of the time
- About half the time
- Some of the time
- Never

25. Generally speaking, how often can you trust other people?

- Always
- Most of the time
- About half the time
- Some of the time
- Never

26. Which party do you think would do a better job handling immigration?

- Democrats much better
- Democrats somewhat better
- Not much difference
- Republicans somewhat better
- Republicans much better

27. Which party do you think would do a better job handling the nation's economy?

- Democrats much better
- Democrats somewhat better
- Not much difference
- Republicans somewhat better
- Republicans much better

28. Now thinking about the economy in the country as a whole, would you say that over the past year the nation's economy has gotten better, stayed about the same, or gotten worse?

- Gotten much better
- Gotten somewhat better
- Stayed about the same
- Gotten somewhat worse
- Gotten much worse

29. Do you approve or disapprove of the way the Supreme Court has been handling its job?

- Approve strongly
- Approve not strongly
- Disapprove not strongly
- Disapprove strongly

30. On this scale from 1 to 7, where 1 means abortion should always be legal for any reason, and 7 means abortion should always be illegal with no exceptions, where would you place yourself?

- 1 Abortion always legal for any reason
- 2
- 3
- 4
- 5
- 6
- 7 Abortion always illegal with no exceptions

31. Now on another topic: How important is religion in your life?

- Extremely important
- Very important
- Moderately important
- A little important
- Not important at all

32. How many other adults or children live in this household? Write the numbers. Do not include yourself. If no one else, write 0.

Adults age 18 or older:

Children 17 or younger:

33. What is your age and what is your date of birth? Print numbers in boxes.

<input type="text"/>	<input type="text"/>	<input type="text"/>	<input type="text"/>	/	<input type="text"/>	<input type="text"/>	/	<input type="text"/>	<input type="text"/>	<input type="text"/>	<input type="text"/>
Age					Month			Day		Year	

34. What is your sex?

- Male
- Female

35. Are you of Hispanic, Latino, or Spanish origin?

- Yes
- No

36. What is your race? Mark all that apply.

- White
- Black or African-American
- American Indian or Alaska Native
- Asian
- Native Hawaiian or other Pacific Islander

37. Are you a U.S. citizen, or a citizen of another country? Mark all that apply.

- United States citizen
- Citizen of another country

38. Are you now married, widowed, divorced, separated, or never married?

- Married
- Widowed
- Divorced
- Separated
- Never married

39. What is the highest level of school you have completed or the highest degree you received?

- Less than high school diploma
- High school diploma or equivalent
- Some college
- Bachelor's degree
- Advanced degree above bachelor's

40. Are your living quarters owned or being bought by a household member, rented for cash, or occupied without payment of rent?

- Owned or being bought by a household member
- Rented for cash
- Occupied without payment of rent

41. What is the total income of your family during the past 12 months? If you are not completely sure, please give your best guess.

- Under \$9,999
- \$10,000 to \$29,999
- \$30,000 to \$59,999
- \$60,000 to \$99,999
- \$100,000 to \$249,999
- \$250,000 or more

42. So far as you and your family are concerned, how worried are you about your current financial situation?

- Extremely worried
- Very worried
- Moderately worried
- A little worried
- Not at all worried

43. Last week, did you work for pay at a job (or business)?

- Yes
- No, did not work (or retired)

44. Here is a seven-point scale on which the political views that people might hold are arranged from extremely liberal to extremely conservative. Where would you place each of the following people on this scale, or haven't you thought much about this?

Mark one answer in each row. If you haven't though much about this, mark here:

	Extremely liberal	Liberal	Slightly liberal	Moderate; middle of the road	Slightly conservative	Conservative	Extremely conservative
Yourself	<input type="checkbox"/>	<input type="checkbox"/>	<input type="checkbox"/>	<input type="checkbox"/>	<input type="checkbox"/>	<input type="checkbox"/>	<input type="checkbox"/>
Kamala Harris	<input type="checkbox"/>	<input type="checkbox"/>	<input type="checkbox"/>	<input type="checkbox"/>	<input type="checkbox"/>	<input type="checkbox"/>	<input type="checkbox"/>
Donald Trump	<input type="checkbox"/>	<input type="checkbox"/>	<input type="checkbox"/>	<input type="checkbox"/>	<input type="checkbox"/>	<input type="checkbox"/>	<input type="checkbox"/>

45. Some people think the government should provide fewer services even in areas such as health and education in order to reduce spending. Suppose these people are at one end of a scale, at point 1. Other people feel it is important for the government to provide many more services even if it means an increase in spending. Suppose these people are at the other end, at point 7. And of course, some other people have opinions somewhere in between, at points 2, 3, 4, 5, or 6. Where would you place yourself, Kamala Harris, and Donald Trump on this scale, or haven't you thought much about this?

Mark one answer in each row. If you haven't though much about this, mark here:

	Government should provide many fewer services						Government should provide many more services
	1	2	3	4	5	6	7
Yourself	<input type="checkbox"/>	<input type="checkbox"/>	<input type="checkbox"/>	<input type="checkbox"/>	<input type="checkbox"/>	<input type="checkbox"/>	<input type="checkbox"/>
Kamala Harris	<input type="checkbox"/>	<input type="checkbox"/>	<input type="checkbox"/>	<input type="checkbox"/>	<input type="checkbox"/>	<input type="checkbox"/>	<input type="checkbox"/>
Donald Trump	<input type="checkbox"/>	<input type="checkbox"/>	<input type="checkbox"/>	<input type="checkbox"/>	<input type="checkbox"/>	<input type="checkbox"/>	<input type="checkbox"/>

46. Some people feel that the government in Washington should make every effort to improve the social and economic position of blacks. Suppose these people are at one end of a scale, at point 1. Others feel that the government should not make any special effort to help blacks because they should help themselves. Suppose these people are at the other end, at point 7. And of course, some other people have opinions somewhere in between, at points 2, 3, 4, 5, or 6. Where would you place yourself, Kamala Harris, and Donald Trump on this scale, or haven't you thought much about this?

Mark one answer in each row. If you haven't though much about this, mark here:

	Government should help blacks						Blacks should help themselves
	1	2	3	4	5	6	7
Yourself	<input type="checkbox"/>	<input type="checkbox"/>	<input type="checkbox"/>	<input type="checkbox"/>	<input type="checkbox"/>	<input type="checkbox"/>	<input type="checkbox"/>
Kamala Harris	<input type="checkbox"/>	<input type="checkbox"/>	<input type="checkbox"/>	<input type="checkbox"/>	<input type="checkbox"/>	<input type="checkbox"/>	<input type="checkbox"/>
Donald Trump	<input type="checkbox"/>	<input type="checkbox"/>	<input type="checkbox"/>	<input type="checkbox"/>	<input type="checkbox"/>	<input type="checkbox"/>	<input type="checkbox"/>

47. What is today's date? / / **2024**
Month Day

48. How should we make out your check? We will send you a thank-you check for \$50.

Please print the name as we should write it on your thank-you check:

Please check here if this is not your name (e.g. you will deposit the check to a spouse's account):

Thank you! Please return this questionnaire in the envelope provided, or mail to:
 Dr. Lauren Guggenheim, American National Election Studies, P.O. Box 1248, Ann Arbor, MI 48106-1248.